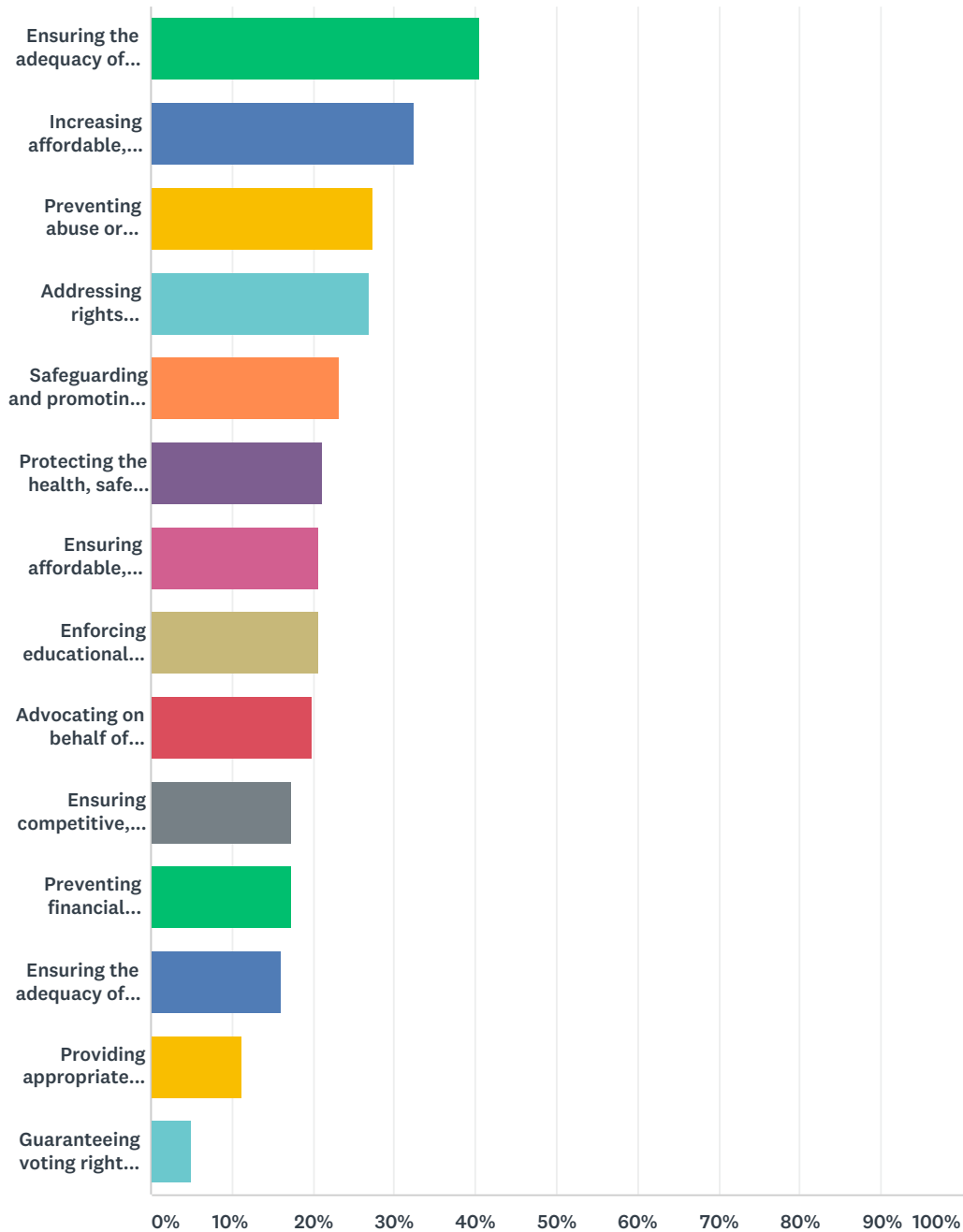


Q1 Of the following, please select the three (3) disability topics that are most important to you or persons with disabilities in your life:

Answered: 1,528 Skipped: 0



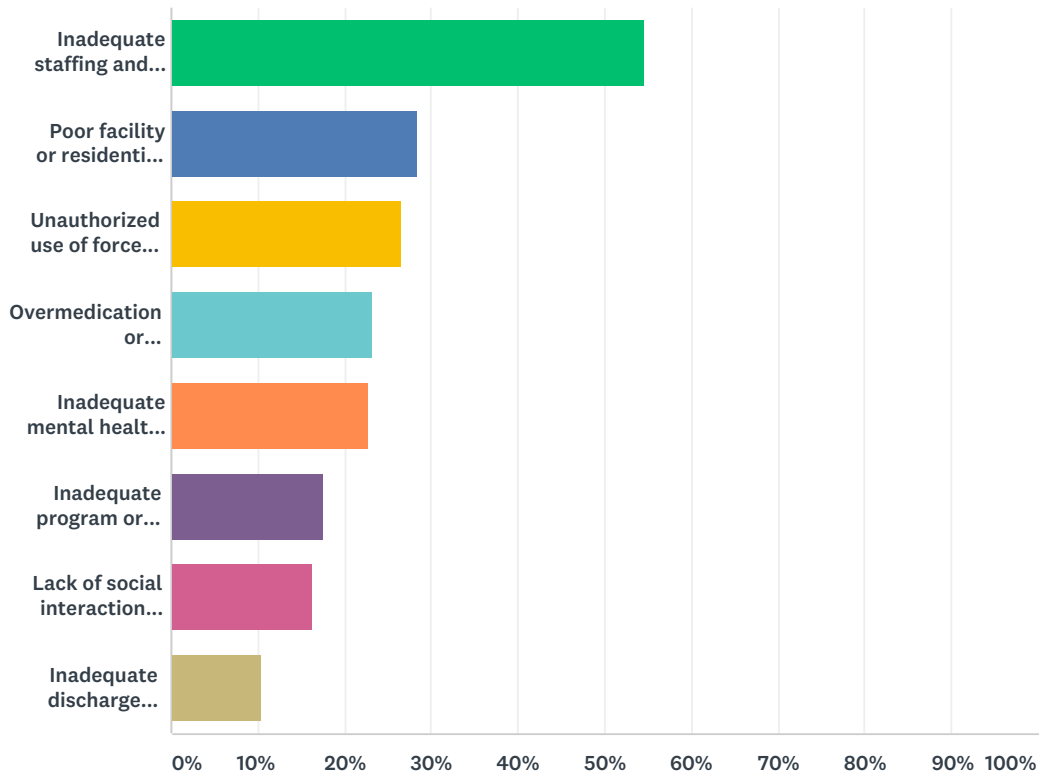
ANSWER CHOICES	RESPONSES
Ensuring the adequacy of Medicaid and other Long-Term Care options to encourage independence and supported decision-making throughout life.	40.51% 619
Increasing affordable, accessible, and/or supporting housing placements.	32.40% 495
Preventing abuse or neglect in institutional or residential settings.	27.42% 419

## 2020 Disability Rights Florida Planning Input Survey

Addressing rights violations, including disability discrimination.	26.90%	411
Safeguarding and promoting meaningful access to community living and community-based services.	23.17%	354
Protecting the health, safety, and welfare of students with behavioral and other mental health needs.	21.14%	323
Ensuring affordable, accessible, and reliable transportation options.	20.75%	317
Enforcing educational rights of students with disabilities.	20.75%	317
Advocating on behalf of veterans with service-related disabilities.	19.83%	303
Ensuring competitive, integrated employment opportunities.	17.41%	266
Preventing financial exploitation of beneficiaries and recipients of government assistance and services.	17.28%	264
Ensuring the adequacy of mental health and substance abuse service delivery.	16.16%	247
Providing appropriate assistive technology to increase opportunities for integration/inclusion.	11.32%	173
Guaranteeing voting rights to provide for an accessible and inclusive elections experience.	4.97%	76
Total Respondents: 1,528		

**Q2 Of the following, please select the two (2) factors you believe contribute most to abuse and/or neglect of persons with disabilities in institutional or congregate residential settings:**

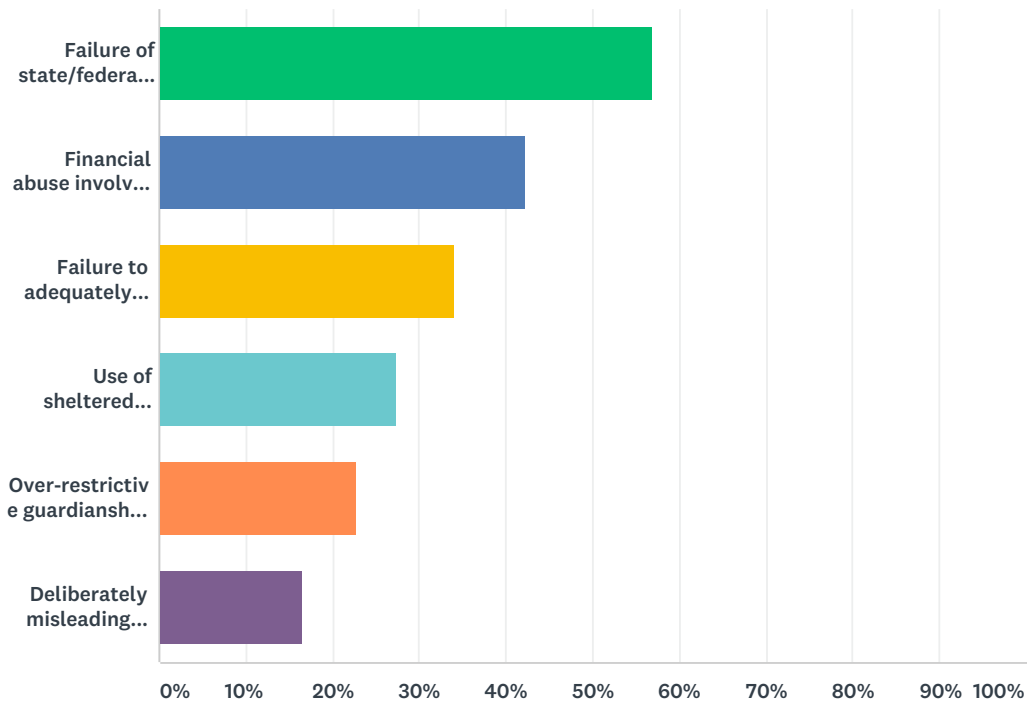
Answered: 1,364 Skipped: 164



ANSWER CHOICES	RESPONSES	
Inadequate staffing and/or supervision.	54.55%	744
Poor facility or residential conditions.	28.45%	388
Unauthorized use of force or physical violence by staff.	26.61%	363
Overmedication or inappropriate medication administration.	23.24%	317
Inadequate mental health treatment options.	22.87%	312
Inadequate program or educational options.	17.52%	239
Lack of social interaction and/or exposure to solitary confinement or isolation.	16.28%	222
Inadequate discharge and/or transition planning.	10.48%	143
Total Respondents: 1,364		

### Q3 Of the following, please select the two (2) factors you believe contribute most to the exploitation of persons with disabilities in the state:

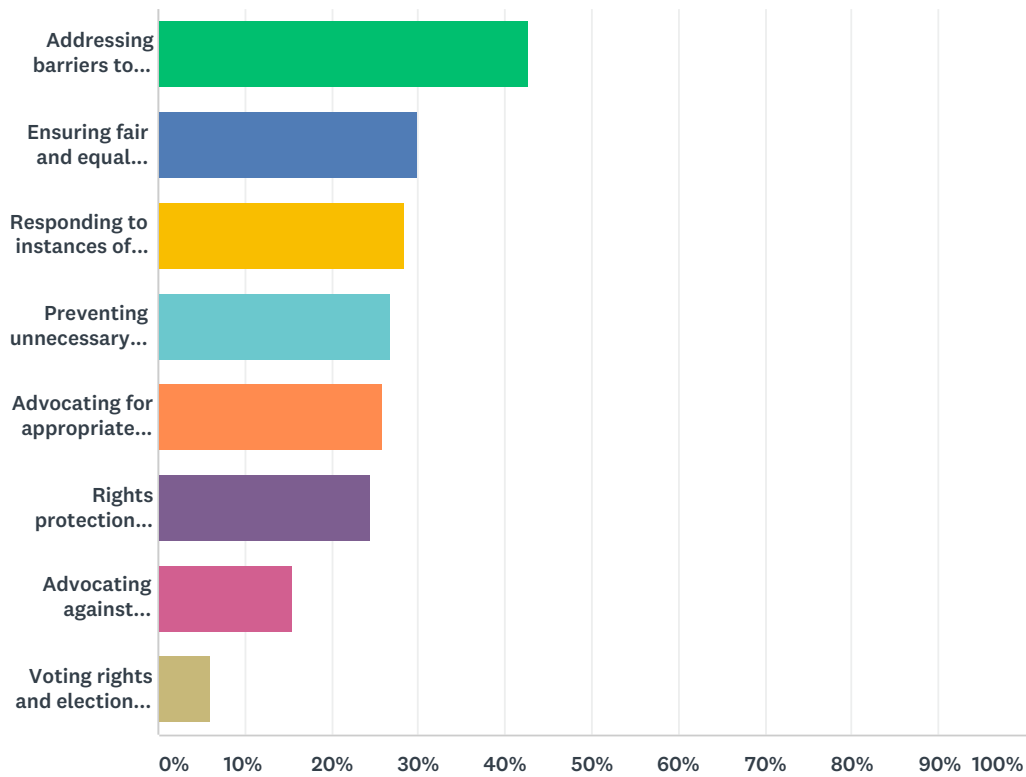
Answered: 1,364 Skipped: 164



ANSWER CHOICES	RESPONSES
Failure of state/federal investigation and protective systems to monitor and respond to claims of mistreatment in a timely & effective manner.	56.89% 776
Financial abuse involving misuse of the resources or benefits of a person with disabilities for someone else's personal benefit.	42.30% 577
Failure to adequately educate persons with disabilities regarding financial literacy and related skills and concepts.	34.02% 464
Use of sheltered workshops or similar employment programs providing subminimum wages to persons with disabilities otherwise seeking competitive, integrated employment.	27.49% 375
Over-restrictive guardianship that do not allow for self-determination, person-centered planning, or supported decision-making.	22.80% 311
Deliberately misleading investment, security, real estate, or other contractual arrangements resulting from coercion, harassment, duress and/or threats.	16.50% 225
Total Respondents: 1,364	

## Q4 Of the following, please select the two (2) areas you believe are most in need of rights protection and advocacy efforts:

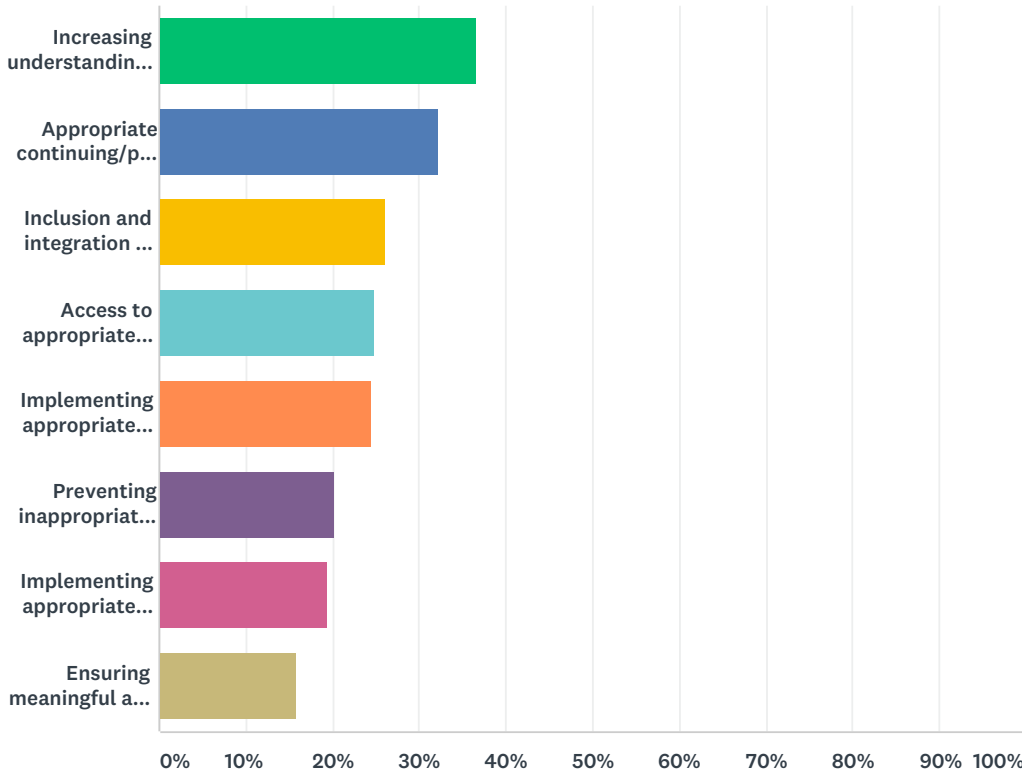
Answered: 1,258 Skipped: 270



ANSWER CHOICES	RESPONSES
Addressing barriers to independence and inclusion within the community.	42.69% 537
Ensuring fair and equal treatment by law enforcement and the criminal justice and corrections systems.	29.89% 376
Responding to instances of disability discrimination.	28.54% 359
Preventing unnecessary institutionalization & misuse of involuntary commitment and examination procedures.	26.87% 338
Advocating for appropriate self-determination and person-centered planning.	25.99% 327
Rights protection within institutional settings.	24.40% 307
Advocating against imposition of overly-restrictive guardianships and promoting supported decision-making as a less-restrictive alternative.	15.50% 195
Voting rights and elections access.	6.12% 77
Total Respondents: 1,258	

**Q5 Of the following, please select the two (2) factors you believe are most significant in ensuring successful educational opportunities for students with disabilities:**

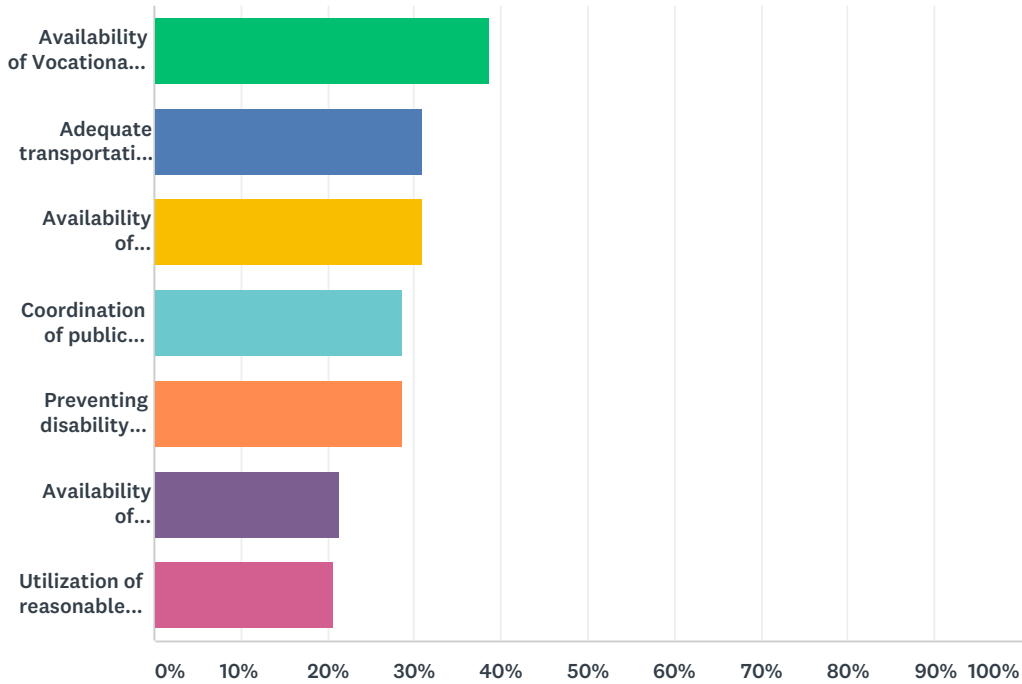
Answered: 1,258 Skipped: 270



ANSWER CHOICES	RESPONSES
Increasing understanding of mental illness/behavioral health and access to appropriate counseling and support services within schools.	36.57% 460
Appropriate continuing/post-secondary educational and vocational opportunities, with supports.	32.27% 406
Inclusion and integration in classroom and social settings, in the least restrictive educational environment possible.	26.23% 330
Access to appropriate assistive technologies.	24.80% 312
Implementing appropriate educational planning following comprehensive assessment & evaluation.	24.48% 308
Preventing inappropriate and excessive discipline (including use of restraint and/or seclusion).	20.27% 255
Implementing appropriate positive behavior planning following comprehensive functional behavior assessment & evaluation.	19.55% 246
Ensuring meaningful and early transition planning.	15.82% 199
Total Respondents: 1,258	

**Q6 Of the following, please select the two (2) issues you believe are most important in promoting integrated, competitive employment opportunities for persons with disabilities:**

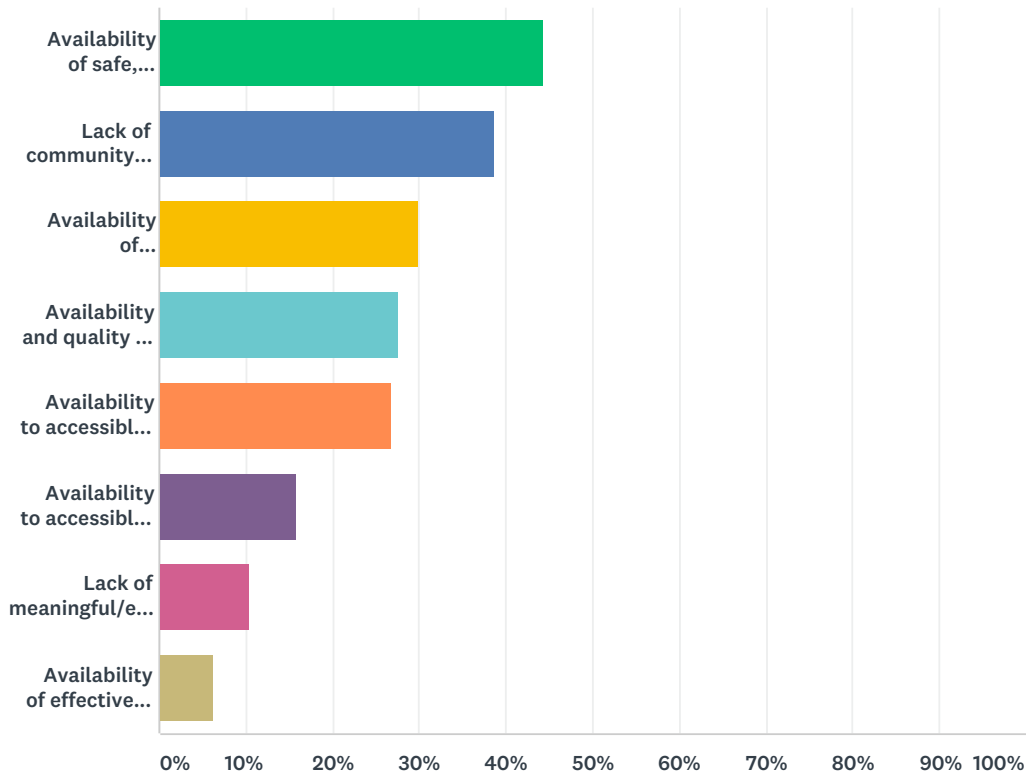
Answered: 1,200 Skipped: 328



ANSWER CHOICES	RESPONSES
Availability of Vocational Rehabilitation services and assistance.	38.67% 464
Adequate transportation resources or infrastructure.	31.00% 372
Availability of school-to-work transition services and supports.	30.92% 371
Coordination of public health benefits, resource & income threshold requirements, and related eligibility requirements.	28.75% 345
Preventing disability discrimination through proactive awareness/understanding initiatives.	28.58% 343
Availability of self-employment training, and other skills training.	21.33% 256
Utilization of reasonable accommodations and technologies.	20.75% 249
Total Respondents: 1,200	

## Q7 Of the following, please select the two (2) factors that most significantly impact the opportunity and availability for community integration of persons with disabilities:

Answered: 1,200 Skipped: 328

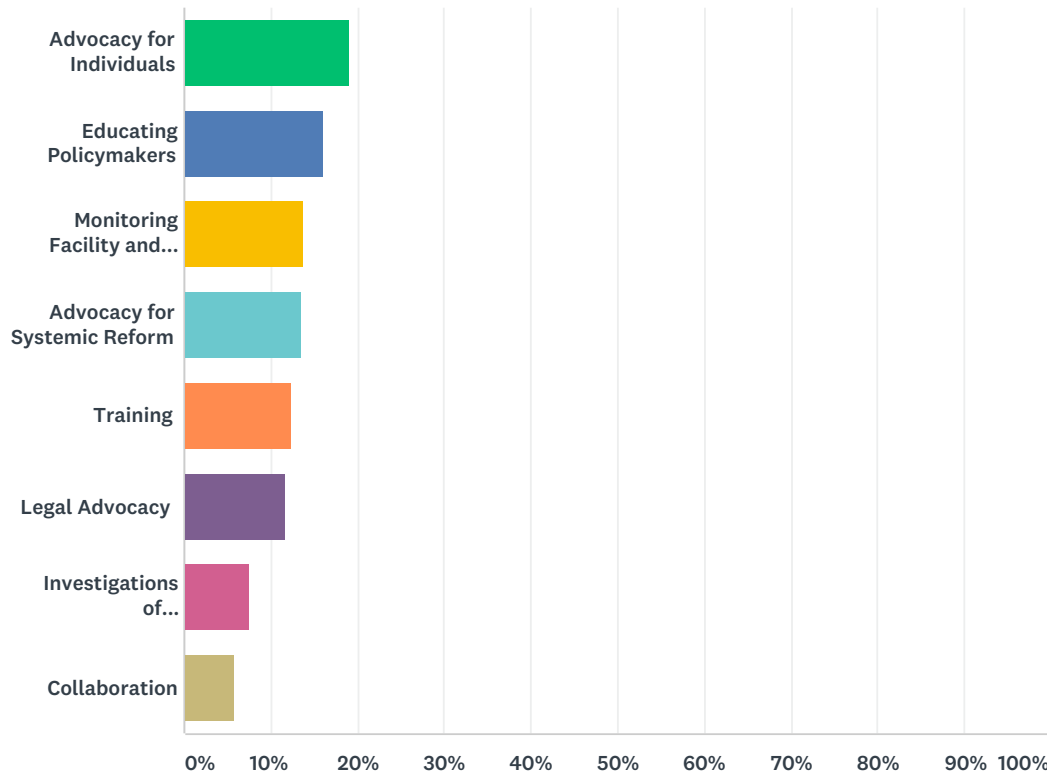


ANSWER CHOICES	RESPONSES
Availability of safe, accessible and affordable housing.	44.25% 531
Lack of community understanding and awareness regarding disability and limited acclimation with disability populations or persons with disabilities.	38.75% 465
Availability of community-based mental/behavioral health services, and supportive housing placements.	29.83% 358
Availability and quality of other community-based programs and services.	27.67% 332
Availability to accessible transportation and paratransit resources.	26.83% 322
Availability to accessible and inclusive communities.	15.92% 191
Lack of meaningful/effective community reentry programs for adult and juvenile ex-offenders.	10.42% 125
Availability of effective and accessible emergency planning/info & adequate shelter settings.	6.33% 76
Total Respondents: 1,200	



Q8 Disability Rights Florida has many tools to use to accomplish its goals. Pick one (1) tool you think would result in the most improvement for persons with disabilities in the state.

Answered: 1,186 Skipped: 342



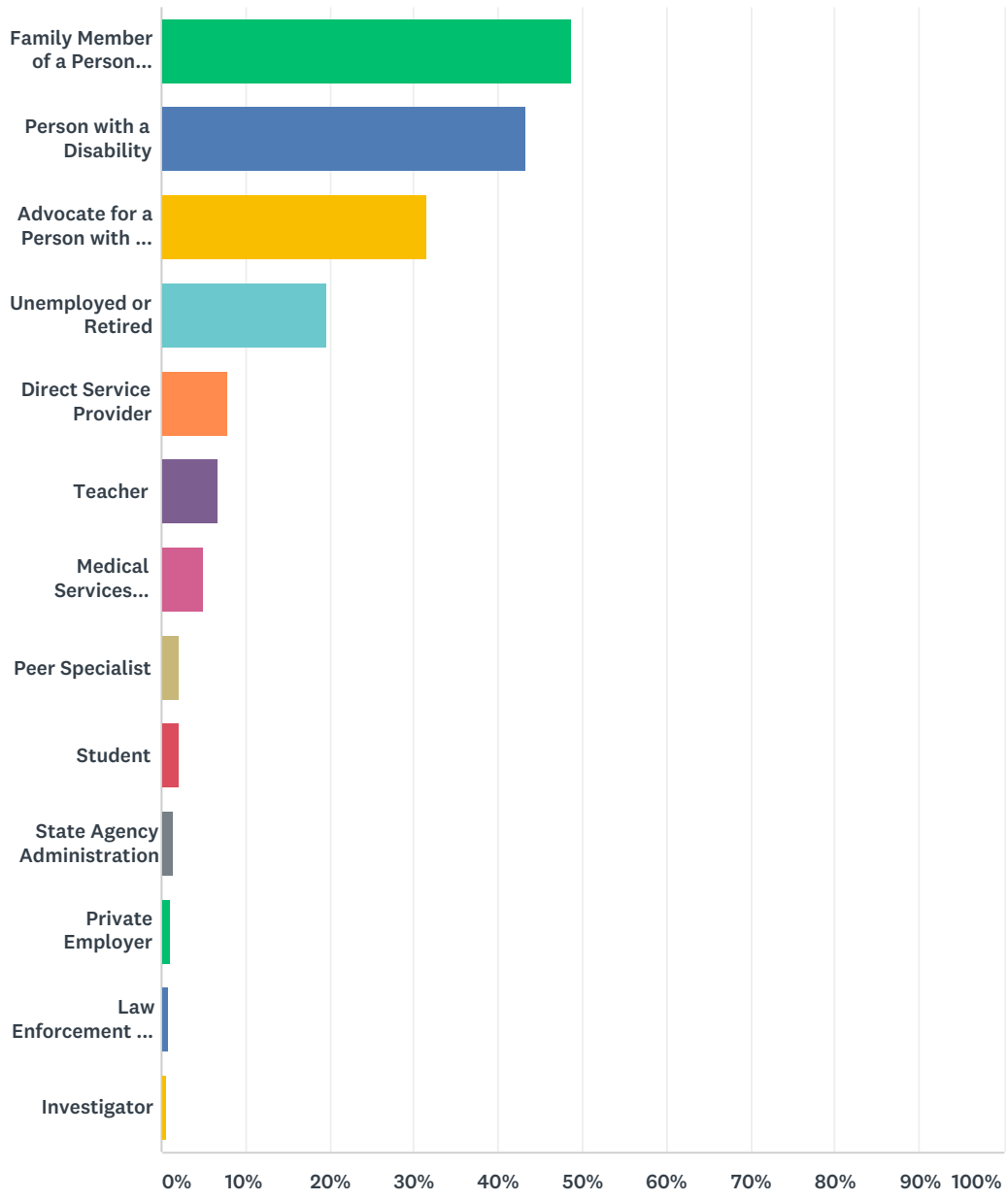
ANSWER CHOICES	RESPONSES	
Advocacy for Individuals	19.06%	226
Educating Policymakers	16.02%	190
Monitoring Facility and Residential Conditions	13.83%	164
Advocacy for Systemic Reform	13.58%	161
Training	12.31%	146
Legal Advocacy	11.80%	140
Investigations of Abuse/Neglect	7.59%	90
Collaboration	5.82%	69
<b>TOTAL</b>		<b>1,186</b>

**Q9 What else would you like Disability Rights Florida to consider as we plan our goals and objectives for 2020?**

Answered: 598 Skipped: 930

### Q10 Which of the following best describe you? (Check all that apply)

Answered: 1,161 Skipped: 367



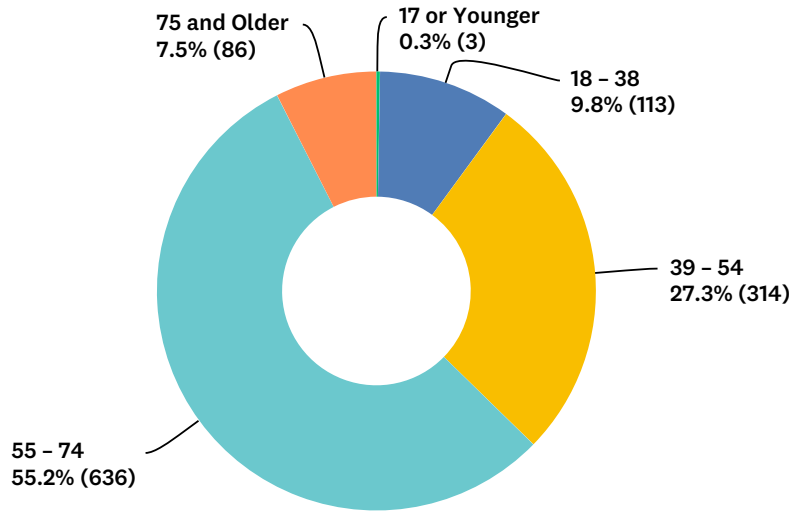
ANSWER CHOICES	RESPONSES	
Family Member of a Person with a Disability	48.84%	567
Person with a Disability	43.24%	502
Advocate for a Person with a Disability	31.52%	366
Unemployed or Retired	19.72%	229
Direct Service Provider	8.01%	93
Teacher	6.63%	77

## 2020 Disability Rights Florida Planning Input Survey

Medical Services (Physician, Nurse, Paramedic, etc.)	5.00%	58
Peer Specialist	2.07%	24
Student	2.07%	24
State Agency Administration	1.46%	17
Private Employer	1.03%	12
Law Enforcement or Criminal Justice	0.86%	10
Investigator	0.69%	8
Total Respondents: 1,161		

## Q11 My age is:

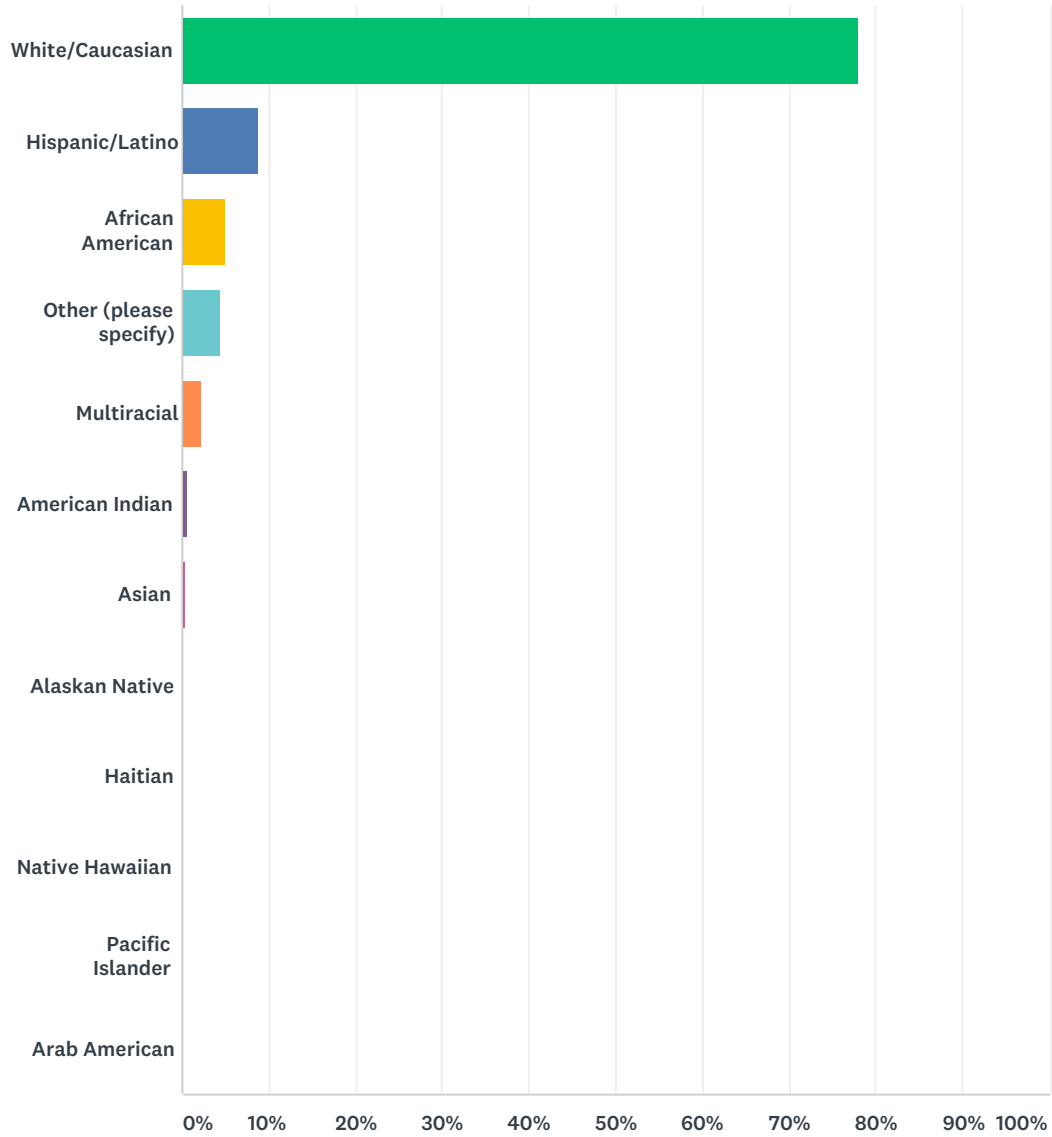
Answered: 1,152 Skipped: 376



ANSWER CHOICES	RESPONSES	
17 or Younger	0.3%	3
18 - 38	9.8%	113
39 - 54	27.3%	314
55 - 74	55.2%	636
75 and Older	7.5%	86
TOTAL		1,152

### Q12 I describe my race/ethnicity as:

Answered: 1,098 Skipped: 430



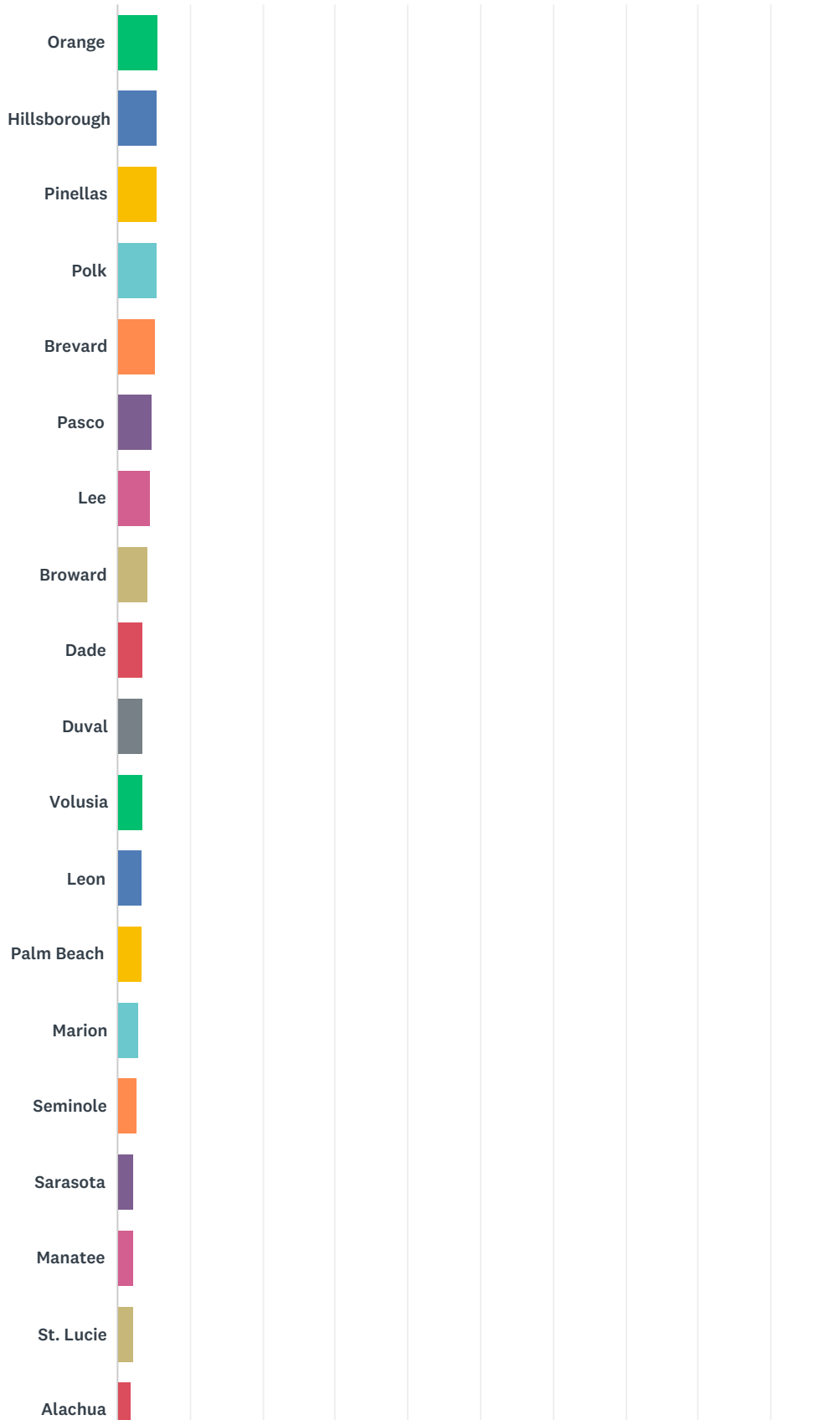
ANSWER CHOICES	RESPONSES	
White/Caucasian	78.05%	857
Hispanic/Latino	8.74%	96
African American	5.01%	55
Other (please specify)	4.46%	49
Multiracial	2.37%	26
American Indian	0.55%	6
Asian	0.46%	5
Alaskan Native	0.09%	1

## 2020 Disability Rights Florida Planning Input Survey

Haitian	0.09%	1
Native Hawaiian	0.09%	1
Pacific Islander	0.09%	1
Arab American	0.00%	0
TOTAL		1,098

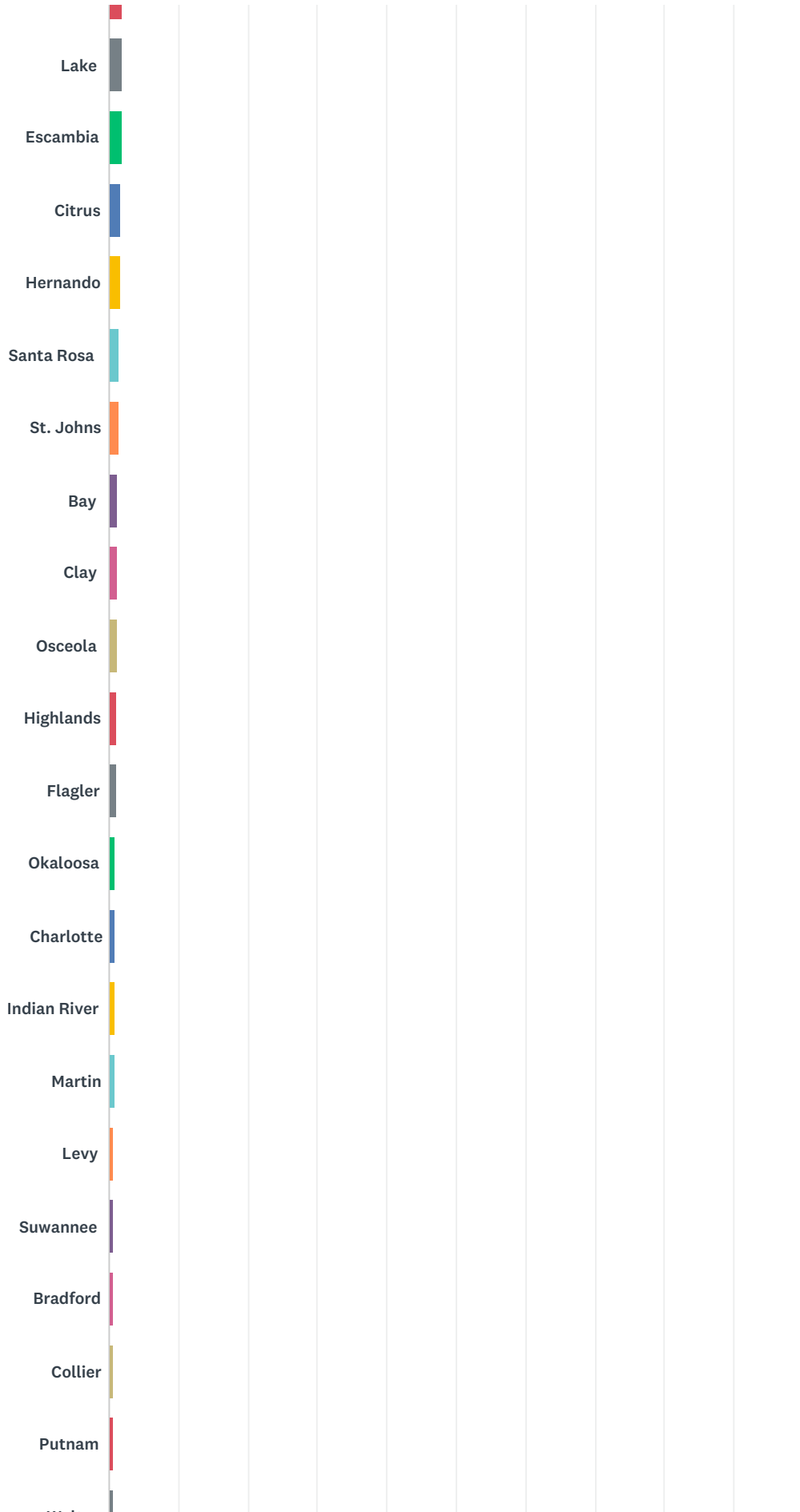
### Q13 My county is (Florida residents only):

Answered: 1,124 Skipped: 404





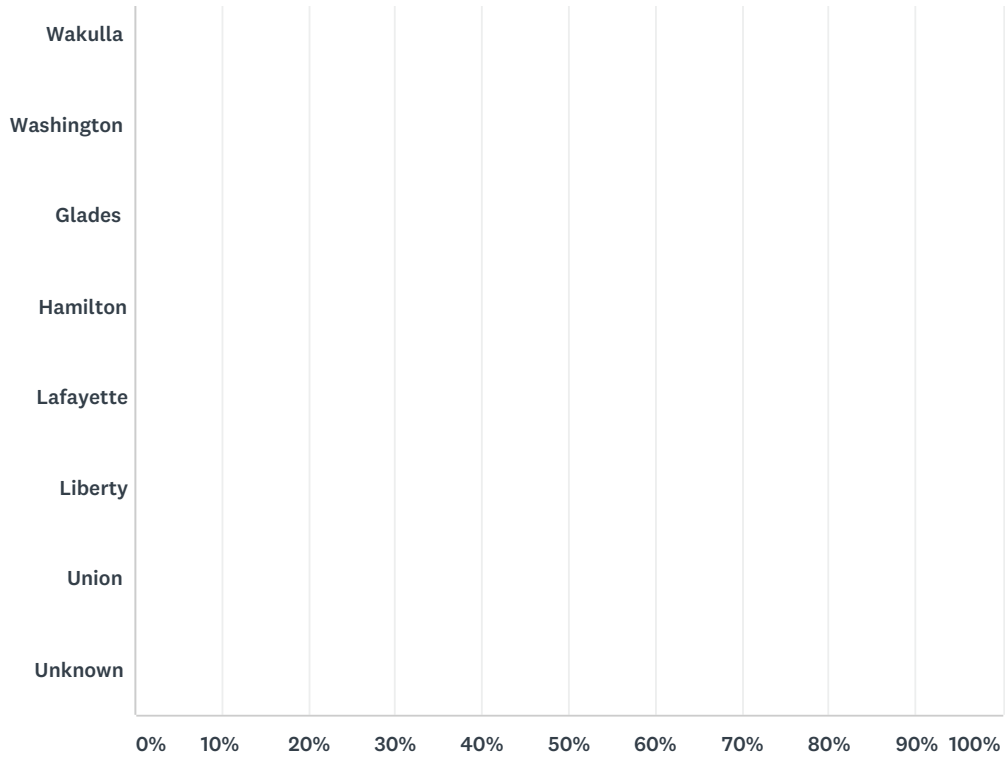
# 2020 Disability Rights Florida Planning Input Survey



# 2020 Disability Rights Florida Planning Input Survey



## 2020 Disability Rights Florida Planning Input Survey



ANSWER CHOICES	RESPONSES	
Orange	5.69%	64
Hillsborough	5.34%	60
Pinellas	5.34%	60
Polk	5.34%	60
Brevard	5.25%	59
Pasco	4.72%	53
Lee	4.63%	52
Broward	4.27%	48
Dade	3.65%	41
Duval	3.47%	39
Volusia	3.47%	39
Leon	3.38%	38
Palm Beach	3.38%	38
Marion	2.85%	32
Seminole	2.67%	30
Sarasota	2.40%	27
Manatee	2.31%	26
St. Lucie	2.22%	25
Alachua	1.96%	22

## 2020 Disability Rights Florida Planning Input Survey

Lake	1.96%	22
Escambia	1.78%	20
Citrus	1.69%	19
Hernando	1.69%	19
Santa Rosa	1.42%	16
St. Johns	1.42%	16
Bay	1.33%	15
Clay	1.33%	15
Osceola	1.33%	15
Highlands	1.07%	12
Flagler	0.98%	11
Okaloosa	0.89%	10
Charlotte	0.80%	9
Indian River	0.80%	9
Martin	0.80%	9
Levy	0.71%	8
Suwannee	0.62%	7
Bradford	0.53%	6
Collier	0.53%	6
Putnam	0.53%	6
Walton	0.53%	6
Nassau	0.44%	5
Sumter	0.44%	5
Baker	0.36%	4
Monroe	0.36%	4
Okeechobee	0.36%	4
Calhoun	0.27%	3
Columbia	0.27%	3
Gadsden	0.27%	3
Hendry	0.27%	3
Jackson	0.27%	3
Jefferson	0.27%	3
Desoto	0.18%	2
Gulf	0.18%	2

## 2020 Disability Rights Florida Planning Input Survey

Hardee	0.18%	2
Taylor	0.18%	2
Dixie	0.09%	1
Franklin	0.09%	1
Gilchrist	0.09%	1
Holmes	0.09%	1
Madison	0.09%	1
Wakulla	0.09%	1
Washington	0.09%	1
Glades	0.00%	0
Hamilton	0.00%	0
Lafayette	0.00%	0
Liberty	0.00%	0
Union	0.00%	0
Unknown	0.00%	0
<b>TOTAL</b>		<b>1,124</b>